Autumn 2

Week Commencing 30/11





Christmas Tree



Nursery Rhyme week: Jingle Bells

Please make sure you are practising your child's Christmas play lines **with them at home. The more they practise, the more confident they will feel when performing! We are also** reading with the children every week**, so it is really important that their** reading diaries are brought into school every day. **We will be making notes about the books we have read and sharing ideas about what you can do at home to support your child's reading.**

This week's Makaton sign is 'walk '

	This week, we will be exploring **The Grinch** and looking closely at how his character changes throughout the story. We will begin by thinking about **what we already know about The Grinch** and why we think he might be so grumpy. The children will learn and use a range of **adjectives to describe his appearance, feelings and personality**, such as *grumpy, cross, lonely, mischievous* and *unkind*. As the week progresses, The Grinch will be getting up to some mischief in our classrooms! This will inspire the children to create their own **wanted posters**, using descriptive vocabulary to help describe him.		This week, we will be carrying out a **special science experiment to help The Grinch's heart grow bigger!** ♡ The children will be introduced to the word **'experiment'** and will learn about the different stages involved in carrying out a scientific investigation. We will: **Make a prediction** about what we think will happen to the heart on the balloon. **Explore the equipment** we need, including a balloon, bicarbonate of soda and vinegar.

	By the end of the week, we will think about how The Grinch changes and discuss **ways we could help him become a kinder and better person**. The children will then create and write their own **heart messages** to The Grinch, sharing kind and thoughtful ideas.  		**Follow a simple method** to see how we can use the bicarbonate of soda and vinegar to blow up the balloon. **Observe what happens** during our experiment and talk about the changes we can see. **Discuss our conclusion** and think about whether our prediction was correct. The children will have lots of opportunities to develop their **scientific vocabulary**, make observations, ask questions and talk about what they think might happen.
1 2 3 4 5 6 7 8 9 10	At the start of the week, our focus will be on **4-sided shapes**. We will explore the story *Bear in a Square* and identify the different shapes we can spot throughout the book. The children will investigate what happens when we **combine 4-sided shapes** to create different-sized **squares and rectangles**. We will then begin to look for and recognise these shapes in our **everyday environment**, developing our understanding that shapes are all around us. Later in the week, we will move on to **ordering events in our day**. The children will talk about what happens first, next and last, using **5-frames** to help them sequence events. We will also explore **nocturnal animals** and think about what they do during the day and night, linking our learning about time and sequencing to the world around us.		As always, we will continue to develop our **gross motor skills** through a variety of physical activities in our outdoor area. The children will have opportunities to practise their coordination, balance, strength and control through activities such as **tyre rolling, sweeping leaves and transporting water using a variety of containers**. As the weather gets colder, we will encourage the children to **keep active and moving** by taking part in fun **Grinch-inspired obstacle courses**. The children will have to climb, balance, jump, crawl and move in different ways as they tackle the challenges that The Grinch has created for them!



We will be getting into the **Christmas spirit** this week with lots of exciting creative activities! 🎄✨

The children will have the opportunity to explore a range of materials, techniques and creative ideas as we prepare for our Christmas celebrations.

The Grinch

Using felt and other materials, the children will create their own **Grinch wearing a Christmas hat**, developing their cutting, sticking and design skills.

Whoville Christmas Trees

We will be creating colourful Christmas trees to decorate our classroom ready for our **Whoville party**. The children will experiment with a variety of techniques, including **painting, printing, sticking and cutting**.

Through these activities, we will be developing the children's **fine motor skills, creativity, imagination and confidence in exploring different materials and techniques**.

We can't wait to get creative and bring a little Christmas magic into our classroom!



With **The Grinch** in mind and thinking about how the story begins, we will be focusing on the **Zones of Regulation**, with a particular focus on the **Red Zone**.

The children will explore different emotions that may belong in the Red Zone, such as **anger, frustration, upset and feeling out of control**. We will talk about how these feelings can make us feel and learn some simple strategies that can help us to **manage our emotions and make positive choices**.

We will also be learning about **empathy** and what it means to understand how someone else might be feeling. We will talk about how empathy is like **putting yourself in someone else's shoes** and think of different ways we can show kindness, understanding and care towards others.

We will then relate our learning back to **The Grinch**, thinking about how he might have been feeling at the beginning of the story and **why he may have acted in the way he did**. The children will explore how understanding someone's feelings can help us to respond with kindness and empathy.

Question of the week: What does the Grinch look like?
Tapestry Challenge: What are your 5 favourite things about Christmas?

How You Can Help at Home

There are lots of simple ways you can support your child's learning at home this week:

PSED – Being a Good Person

Talk to your child about **what makes someone a good person**. Ask them questions such as: *What makes someone kind? How can we help others? How can we show empathy?* You could also talk about times when they have been kind or helpful.

Maths – 4-Sided Shapes

See if you can spot **everyday objects with 4 sides** around your home or when you are out and about. Can your child find any squares or rectangles? Encourage them to describe what they notice about the shapes.

Talk About Their Day

Ask your child about their **school day** and encourage them to tell you about their favourite activity. You could ask: *What did you enjoy today? What made you happy? What was your favourite part of the day?* This is a lovely opportunity to develop their communication and vocabulary.

Don't forget on 03rd December we are hosting a Grinch day at school – a letter was sent out this week with details.

Thank you, Reception team