Autumn 2

Week Commencing 16/11





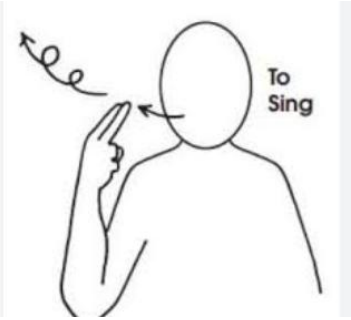

We will be looking at a range of topics this week: Friendship and Kindness

This week's Makaton sign is 'to sing'

Focus words: Kind, gentle, caring, helpful, thoughtful, loving



We will be exploring a range of books linked to our topic of **Friendship**. Some of our favourites that we will be sharing are *Meesha Makes Friends* and *Should I Share My Ice Cream?* Please share any books with your children at home, or any other stories and texts that have a similar theme.

We will be using **talk partners** and looking at pictures of children in our class to discuss what makes someone a good friend. We will be introducing and using key vocabulary such as **kind, helpful, caring, friendly and sharing**.

The children will then have opportunities to write some of these words, listening carefully for the **dominant sounds** and using a sound mat to support their letter formation. We will also be drawing pictures for our friends and practising writing their names using their name cards.

To bring our learning together, we will be creating our own **Friendship Potions**! The children will write words that they



As part of our **friendship theme**, we will be making a delicious **friendship fruit salad**! We will explore different fruits, talk about the fruits we like and find out what our friends enjoy. We will then work together to make and share our tasty snack.

We will also be talking about our **families, friends and communities**, and noticing the ways we are similar and different. We will explore how children around the world **play, learn and make friends**, helping us to understand that everyone is unique and special.



	think make a good friendship, such as **love, kindness, happiness, sharing and caring**. We are moving into our **split phonics groups**, where the children will work in smaller groups to focus on different reading skills and develop their confidence as readers. Please ensure that **all reading diaries, reading books and any other reading materials are in your child's book bag and brought into school every day**. This allows us to keep reading records up to date and make sure your child has the correct books and resources available to them.		**Home learning:** Why not talk together about the people who are special to your child? You could look at family photographs, talk about what makes each person unique or try a new fruit together. Ask your child, **"What fruit do you think your friend would like?"** and **"What makes a good friend?"**
1 2 3 4 5 6 7 8 9 10	Our maths focus this week will be **recognising and naming numbers 1–5**. We will practise **subitising to 5**, exploring different ways to make each number and finding out what happens when we have **one more or one less**. We will enjoy exploring these ideas through fun stories and rhymes, including *Four Witches* and *Pete's Buttons*, helping us to develop our number sense through playful, hands-on activities. **Maths at home:** Why not look for numbers 1–5 around your home or on a walk? Practise showing a number using your fingers, spot small groups of objects without counting, or ask, **"Can you find one more?"** and **"Can you find one less?"** You could also use buttons, toys or pieces of fruit to make different amounts up to 5. 		We will be developing our **gross motor skills** through lots of fun and active outdoor learning. The children will have opportunities to **run, jump, hop, balance, climb, throw, catch and move in different ways**, developing their coordination, strength and control. We will enjoy a range of **obstacle courses, balancing challenges, ball games and movement activities**, encouraging the children to take risks safely, persevere when something is tricky and build confidence in their physical abilities. We will also focus on **playing cooperatively with our friends**, taking turns, sharing equipment and working together to complete challenges. These activities will help the children develop their **spatial awareness, coordination, confidence and independence** while having lots of fun outdoors! **At home:** Encourage your child to practise jumping, hopping, balancing and throwing and catching. A simple obstacle course in the garden or a trip to the park is a great way to develop these skills through play.

	We will be getting creative as we explore the **primary colours** and discover what happens when we mix them together. We will use our colour-mixing skills to create **Friendship Promises**, thinking about kind things we can do for our friends. We will also explore the question **"What makes a good friend?"** and use different materials to create our own **friendship bracelets**. The children will develop their fine motor skills as they thread beads and materials, before sharing their bracelets with a friend.		We have started exploring our new value of **resilience**, helping the children to build confidence, keep trying and have a go at new things. As part of our friendship theme, we will be encouraging the children to **"ask someone to play"** and take the confidence to join in with others. We will explore what it means to be **kind** through the story *Meesha Makes Friends*. We will talk about **kind words and actions**, thinking about how the way we speak to others can make them feel. We will also discuss how we can **include others in our play**, invite friends to join us and help everyone feel welcome. **Friendship question:** *"How can we help someone feel happy and included?"*

Question of the week: How can you be a good friend? **Tapestry Challenge:** Kindness Champion! Can you do something kind to help somebody at home?

How you can help at home: 5 Simple Things to Try at Home

1. Be a kind friend
Ask your child, **"What could you do if someone is playing on their own?"** Practise saying, *"Would you like to play?"*

2. Use kind words
Talk about words such as **please, thank you, sorry and well done**. Ask, *"How do kind words make us feel?"*

3. Have fun with numbers
Look for numbers **1–5** at home. Use toys, buttons or fruit to practise counting. Ask, **"Can you make one more?"** or **"Can you take one away?"**

4. Read together
Share a story and ask, **"What makes a good friend?"** Talk about how the characters could help or include each other.

5. Make something together
Make a simple friendship bracelet using beads and a pipe cleaner. Talk about one **kind thing** your child could do for a friend.**Key dates:**

Theatre Trip- 15th Dec
Christmas Play –08th Dec

Thank you, Reception team