Autumn 2

Week Commencing 09/11







Finish

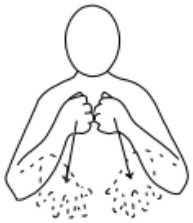

We will be looking at a range of topics this week: fireworks, Diwali and Remembrance Day

This week's Makaton sign is 'finish'

Focus words: Bonfire, flame, celebration, sparkle, glow, crackle



This week in **Drawing Club**, we will be reading the story *The Quiet Little Firework*. We will bring the story to life by acting out key vocabulary and exploring exciting new words.

The children will have the opportunity to draw their own fireworks, adding **magic words** (such as *pot, cat* and *hat*) and **magic numbers** to bring their pictures to life. We will use our imaginations to think about what might happen when we use these special words and numbers!

We will enjoy listening to a variety of firework sounds and sharing the words we think describe them. The children will explore exciting sound words such as *pop, whoosh, whizz* and *bang*.

We will then have a go at writing the sounds we can hear, encouraging the children to listen carefully, say the sounds aloud and use their developing phonics knowledge to write independently.



This week we have lots of exciting opportunities to explore the world around us!

During Nature School, we will be on the lookout for natural objects to create our very own nature paintbrushes. We will attach these to sticks using pipe cleaners before using our homemade brushes to create some fantastic, large-scale firework pictures!

We would be very grateful for any large cardboard boxes that you may have spare, ready for our creative activities!

Celebrating Diwali

We will be learning about the festival of Diwali, the Festival of Light. Through drama, we will explore the traditional story of *Rama and Sita* and have the opportunity to try some different foods linked to the celebration.

Bonfire Night

	We are looking forward to a week full of imagination, creativity, storytelling and exciting firework fun!		We will be talking about Bonfire Night and exploring why people celebrate with fireworks. The children will listen to different firework sounds, look closely at the beautiful colours and patterns they create, and share their own ideas. We will then use large sheets of paper to have a go at writing the sounds we can hear! **Remembrance Day – 11th November** We will be learning about Remembrance Day, what happens and why we remember. We will explore why people wear poppies and talk in an age-appropriate way about the soldiers, sailors and airmen who have fought in wars to help keep us safe. This will provide opportunities for the children to think about remembrance, kindness and saying thank you.
1 2 3 4 5 6 7 8 9 10	**Shape, Space and Creativity** During Maths this week, we will be exploring **2D shapes**, learning to recognise, name and compare different shapes. We will also be developing our understanding of positional language, using words such as *in, under, behind* and *through* as we describe where objects are. **Maths Meets Art!** We will be exploring the colourful, abstract artwork of artist **Wassily Kandinsky**. The children will look closely at how he uses shapes such as circles, triangles and lines to create interesting pieces of artwork. Inspired by Kandinsky, the children will have a go at creating their own shape-inspired masterpieces, exploring different shapes, colours, patterns and arrangements along the way!		**Physical Development** This week we will be developing our **fine and gross motor skills** through lots of exciting outdoor activities! **Fine Motor Skills** We will be strengthening our little fingers and hands through activities such as creating firework sticks, threading and pouring. These activities will help develop the control and coordination needed for early writing. **Building & Obstacle Courses** The children will be working together to create fun obstacle courses using our outdoor blocks. We will be climbing, balancing, moving and navigating around obstacles, developing our coordination, balance and confidence while playing with our friends. **Building Strength**

			We will be using our tyres and ropes to pull and drag, helping to strengthen our core muscles and develop our overall body strength. **Throwing & Catching** We will also be practising our ball skills, focusing on using an underarm throw and developing our catching skills. We will encourage the children to keep their eyes on the ball as they watch, track and catch it. Lots of opportunities to get moving, build strength and develop confidence through active outdoor play!
	**Expressive Arts & Design** This week we will be exploring a range of creative activities inspired by fireworks, Remembrance Day and Diwali! **Firework Art** Using black paper, bright colours and a variety of mark-making tools, the children will create their own beautiful firework displays. We will experiment with different ways of making marks, exploring lines, patterns, dots and swirls to represent the colourful bursts of fireworks in the night sky. **Poppy Art** We will be looking carefully at poppies, noticing their shapes, colours and details before creating our own poppy-inspired artwork to mark Remembrance Day. **Diwali – Henna & Rangoli Patterns** We will explore the beautiful patterns and designs associated with Diwali. The children will look at traditional henna		**Personal, Social & Emotional Development** This week we will be continuing to develop our confidence, friendships and understanding of others. **Our New Value – Resilience** We have introduced our new value of **resilience**. We will be encouraging the children to build their confidence, have a go at new things and develop a positive attitude when faced with challenges. We will be supporting the children to believe in themselves and understand that it is okay if things don't work the first time! **Building Friendships** We will be focusing on the important skill of **asking someone to play**. We will encourage the children to approach their friends, invite others into their games and develop positive relationships through sharing, turn-taking and playing together.

	patterns and use a variety of creative materials to recreate these on hand templates. We will also be creating our own colourful Rangoli patterns using vibrant coloured sand, exploring shapes, patterns, symmetry and design. Lots of opportunities to get creative, experiment with different materials and express our own wonderful ideas!		**Remembering Others** As part of Remembrance Day, we will be thinking about other people and why it is important to remember those who have helped to keep us safe. We will join the rest of the school for the **two-minute silence**, helping the children to understand the importance of being respectful, thoughtful and remembering others.

Question of the week: If you could make your very own magical firework, what would it look like, what sounds would it make and what magic words would you use to make it sparkle?

Encourage your child to use their imagination, describe colours and patterns, and think of exciting words such as *pop, bang, whizz* and *whoosh*!

Tapestry Challenge: Firework art- model/ chalk/ blow paint
How you can help at home:

How Can You Help at Home?

Here are a few simple ways to support your child's learning this week:

Phonics: Practise recognising sounds and oral blending simple CVC words such as *cat, pot, hat, pin* and *dog*. Can your child hear the sounds and blend them together?

Firework Fun: Listen to firework sounds together (or make your own!) and encourage your child to describe what they hear. Can they have a go at writing words such as *pop, bang* and *whizz*?

Maths: Go on a shape hunt around your home. Can your child spot circles, triangles, squares and rectangles? Practise positional words such as *under, behind, in* and *next to*.

Understanding the World: Talk about Diwali and Bonfire Night. What do we celebrate? What colours, lights and patterns can we see?

Resilience & Friendships: Encourage your child to try something new, keep going when something feels tricky and practise asking a friend or family member to play.

Get Creative: Have a go at creating your own firework picture using paint, crayons or chalk. Can your child add their own magic words and numbers?

Most importantly, enjoy chatting, exploring and learning together. Little conversations and everyday experiences make a big difference!

Key dates:
Theatre Trip- Tuesday 15th Dec
Christmas Play – 08th Dec

Thank you, Reception team