Autumn 2



Week Commencing 2/11

Walk



Make sure you send in waterproof coat, wellie boots and spare clothes: outside is always open for exploring time as we go out in all weathers. Please can you share fun things you have done on tapestry and the tapestry challenge – the children love sharing with the class what they have been up to. Also, don't forget to have reading diaries in book bags daily.

This week's Makaton sign is 'walk'

Focus words: Simmer/ combining/ frothy/ transform/ cauldron

Question of the week: What celebrations/traditions do you celebrate at home?

Tapestry Challenge: Learn the spooky rhyme! Sing it to someone in your family or a friend.



This week, we will be listening to the poem *Pointy Hat* from Poetry Basket. As a class, we will practise the poem together, creating different actions and movements to help us remember each part. The children will then work in small groups to practise their performances and, if they're feeling brave, share them with the rest of the class!

In Drawing Club, we will be exploring the book *Potion Commotion* and bringing its exciting vocabulary to life through actions and role-play. We will explore words such as *mysterious, slimy, howling, twisting, sparkling, zooming, gigantic* and *triumphant*, thinking carefully about what each word means.

The children will also have the opportunity to draw a witch's dress and create their own spooky potion. To bring their drawings to life, they will invent a special word to accompany their creations, encouraging them to use their imagination and develop their vocabulary in a fun and creative way!



In Nature School this week, we will be going on a spooky number hunt! We will begin by singing *5 Little Ghosts on a Witch's Broom* together before heading out in pairs to explore our nature area. Armed with clipboards and using our "snap, snap" fingers, the children will search amongst the trees for hidden numbers and record their findings on paper.

In our carpet sessions, we will be exploring **capacity and measuring language** as we create our very own magical potions! Using a range of different-sized spoons and tools, the children will experiment with words and phrases such as *splash, a pinch of, spoonful, cupful* and *pipette*. To finish, we will use a special rhyme to bring our spooky potions to life, encouraging creativity, imaginative play and mathematical language along the way!

1 2 3 4 5 6 7 8 9 10	In Maths this week, we will be exploring the concepts of **one more and one less** through fun, interactive carpet-time activities. To practise *one more*, we will sing *The Wheels on the Bus*, creating our own bus using chairs. As we sing each verse, we will add a teddy bear to the bus, helping the children see how the quantity increases by one each time. To explore *one less*, we will use the song *Five Speckled Frogs*. The children will use cubes to represent the frogs and, as each frog jumps away, they will remove a cube and count how many are left. These hands-on activities will help the children develop their understanding of early number concepts in a playful and engaging way. We are also continuing to encourage the children to **subitise** – recognising small quantities without needing to count each item individually. You can support this important skill at home by playing some fun number games together. Here is a useful link to help you get started: https://www.bbc.co.uk/bitesize/articles/zsjbcmn		We will continue to develop our **gross motor skills** through a variety of exciting physical activities in our outdoor area. The children will have opportunities to roll tyres, create giant spider webs and build spooky castles, encouraging them to move, balance, coordinate and work together. Alongside this, we will be developing our fine motor skills through some spooky, hands-on crafts! The children will use pipe cleaners to twist and turn, creating their own spiders. They will also make *mummy sticks* by wrapping bandages around sticks and adding googly eyes to bring their spooky creations to life. These activities will help strengthen little fingers and develop the coordination needed for early writing, while encouraging creativity and imaginative play.



In Art this week, we will be exploring a range of exciting techniques and materials to inspire the children's creativity and imagination!

The children will experiment with **paint and washing-up liquid** to create a colourful bubble effect, bringing a magical, bubbling cauldron to life. We will also use **wax-resist techniques**, drawing spider webs with wax crayons before painting a wash over the top to make the webs stand out beautifully on the page.

Finally, we will get creative with **junk modelling**, using a variety of recycled materials to design and build our very own spooky creatures! These activities will encourage the children to explore different textures, experiment with materials and express their ideas through art.



This week, we will be introducing our new value, **resilience**, with a focus on building the children's confidence and helping them develop positive friendships. We will begin by exploring the simple but important skill of **asking someone to play**, encouraging the children to approach others, invite them to join in and build their confidence in social situations.

Following our carpet sessions, we will often send the children off in pairs to enjoy an activity together for the first 5–10 minutes. This provides valuable opportunities for them to connect with different classmates, develop new friendships and practise their communication and social skills in a supportive environment.

How you can help at home:

- **Family traditions and celebrations:** Talk to your child about the traditions and celebrations you enjoy as a family at home. Share stories and discuss what makes these occasions special to you.
- **Maths:** Encourage your child to practise subitising at home by recognising small quantities without counting each item. For example, when setting the table, ask, "How many forks can you see?" Then challenge them by asking, "What if we add one more?" or "What if we take one away?" This is a great way to develop their understanding of number.
- **Talk about their day:** Spend some time chatting with your child about their school day. Ask them what their favourite activity was, what they enjoyed most or if they learnt something new. These conversations help develop their communication skills and encourage them to reflect on their learning.

Key dates coming up:

Fireworks- Friday 06th Nov
Christmas Fair- Saturday 05th Dec
Christmas Play – Tuesday 08th Dec
Theatre Trip- 15th Dec

Thank you, Reception team